

Sistema K1 / K1 System

www.kryptonite.com

Sistema a parete composto da montanti, ripiani e accessori per la realizzazione di librerie, cabine armadio ed espositori.

I montanti sono forniti in 5 diverse altezze da 57 cm fino a 249 cm; i fori sono realizzati in modo da consentire il posizionamento dei ripiani ogni 6 cm circa a partire da 18 cm (18, 24, 36, ... cm).

I ripiani e i contenitori hanno quattro larghezze: 40, 60, 75.5 e 90 cm. A richiesta sono disponibili altri colori e tagli speciali sia per i ripiani che per i montanti.

Wall System composed by uprights, shelves and accessories to make bookcases, wardrobes and exhibitors.

The uprights are provided in 5 different heights from 57 cm to 249 cm; the holes in it are made to allow the positioning of the shelves each 6 cm approximately from 18 cm (18, 24, 36, ... cm).

The shelves and containers are available in four standard widths: 40, 60, 75 and 90 cm. Other colors and special cuts for the shelves to the uprights are even available under request.

Libreria / Bookshelf

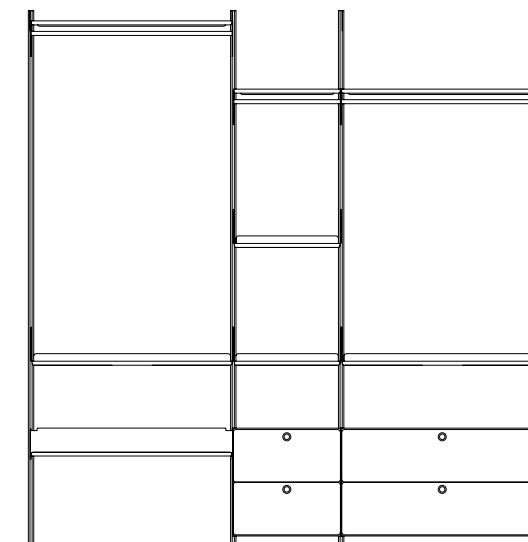



Guardaroba / Wardrobe



FINITURE / FINISHINGS

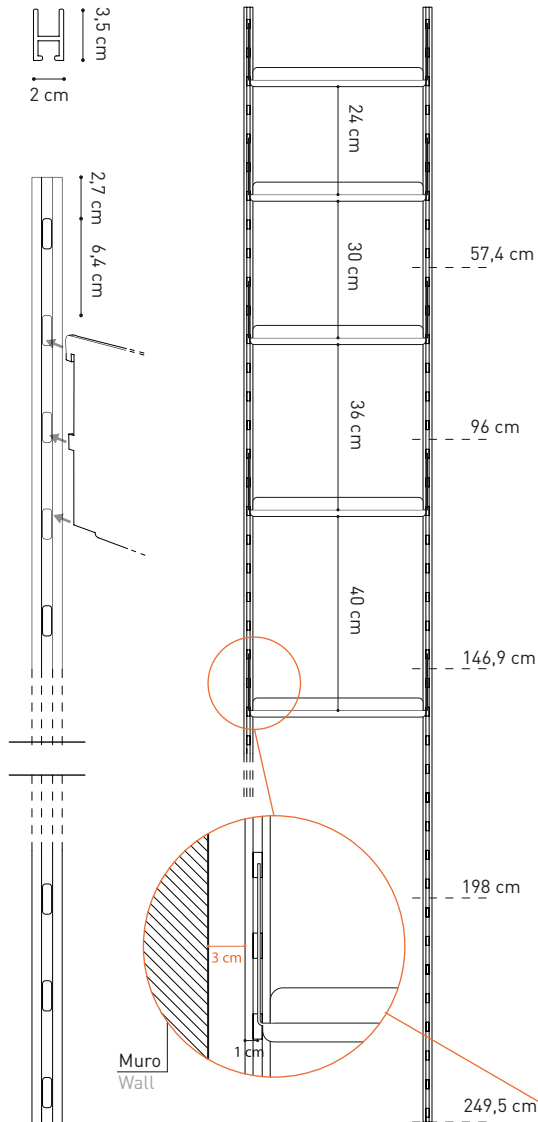
-  Alluminio anodizzato / Anodized aluminium
-  Bianco lucido RAL 9010 / White bright RAL
-  Nero opaco RAL 9005 / Mat Black RAL 9005
-  Verde semilucido RAL 6003 / Green semi gloss RAL 6003
-  Bianco Opaco RAL 9010 / White Opaque RAL 9010
-  Arancione Opaco RAL 2002 / Mat Orange RAL 2002
-  Legno Rovere / Oak Wood



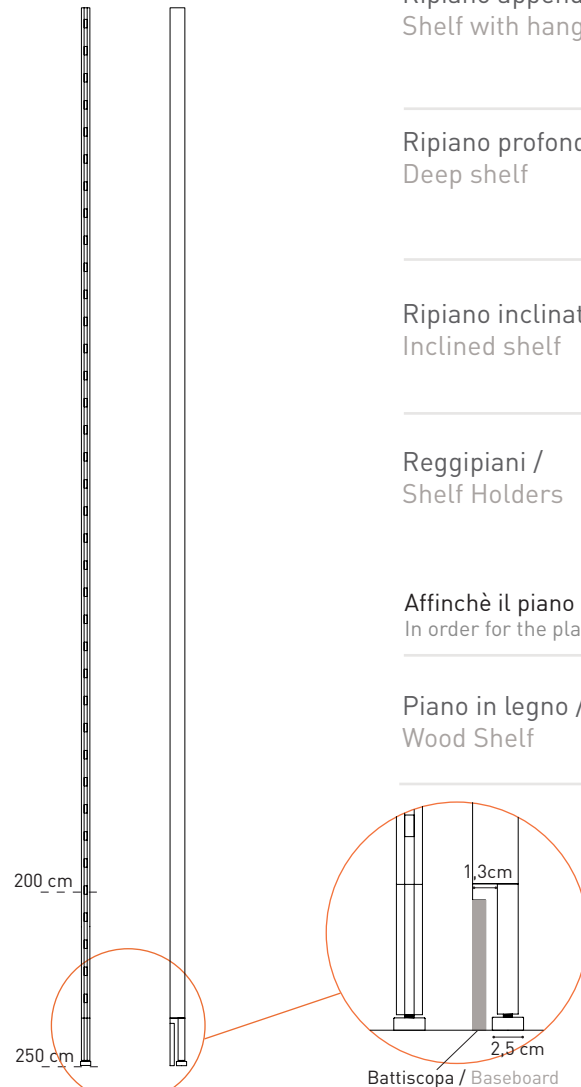
Sistema K1 / K1 System

INGOMBRO: Per calcolare la larghezza della struttura, considerare sempre 2 cm di ingombro dei montanti esterni (1 cm + 1 cm)
OVERALL: To calculate the width of the structure, always consider 2 cm of space outside of the uprights (1 cm + 1 cm)

Montanti / Uprights

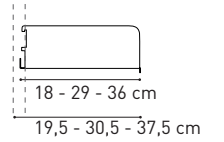
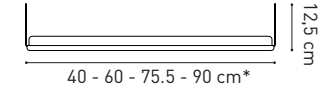


Montante da terra / Uprights from floor



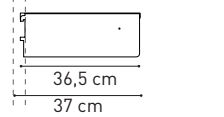
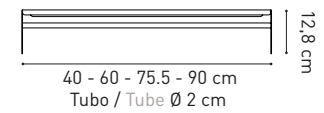
Lasciare sempre min. 3 cm tra le pareti laterali e i montanti esterni della struttura
 Always leave min. 3 cm between the side wall and the first upright of the structure

Ripiano Semplice / Basic shelf

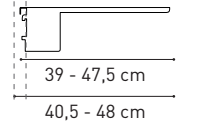
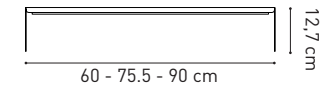


* Disponibili solo le profondità 18.5 e 29.5 cm
 * Available just with depth of 18.5 e 29.5

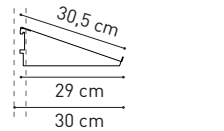
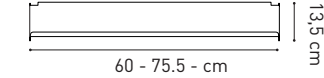
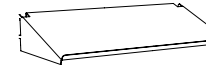
Ripiano appenderia / Shelf with hanger



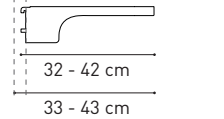
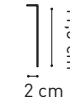
Ripiano profondo / Deep shelf



Ripiano inclinato / Inclined shelf

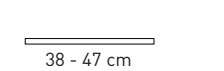
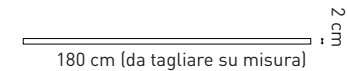


Reggipiani / Shelf Holders



Affinchè il piano sia allineato ai contenitori, è necessario che abbia uno spessore di 2 cm.
 In order for the plank is aligned to the containers, it is necessary to have a thickness of 2 cm.

Piano in legno / Wood Shelf



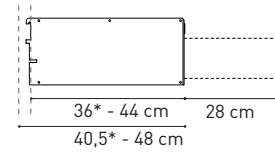
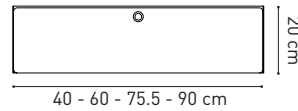
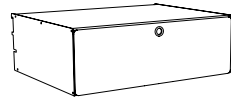
La tabella, fornisce indicazioni sulla **PORTATA** di ogni ripiano, si specifica comunque che la **portata massima per ogni campata è 250 kg.**

The chart provides information about the capacity of each shelf, is specified, however, that the maximum capacity for each span is 250 kg.

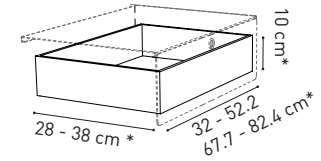
larghezza	40 cm	60 cm	75.5 cm	90 cm
Portata Kg	30	25	20	15
Capienza Libri	20	30	38	45

Sistema K1 / K1 System

Cassettiera singola /
Chest of drawer

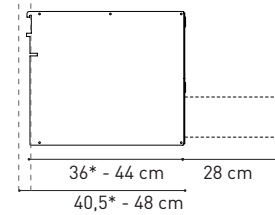
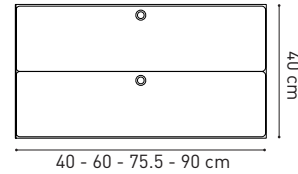


* Disponibile solo per la larghezza 60 e 90 cm
* Available just in width 60 and 90 cm

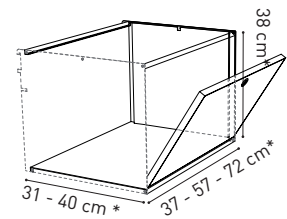


* Ingombro interno del cassetto
* Internal dimensions of the drawer

Cassettiera doppia /
Double chest of drawer

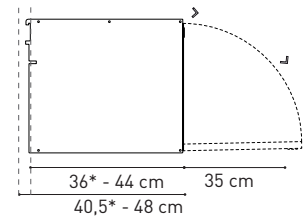
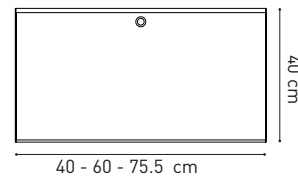
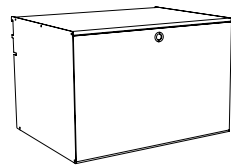


* Disponibile solo per la larghezza 60 e 90 cm
* Available just in width 60 and 90 cm

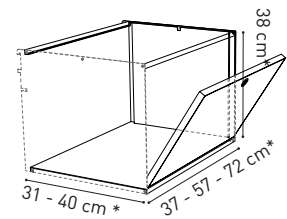


* Ingombro interno
* Internal dimensions of the drawer

Ribaltina apertura dall'alto /
Hanged Tip-up panel open from
the top

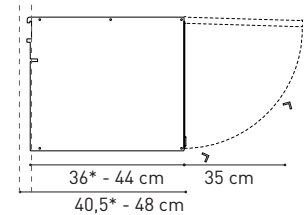
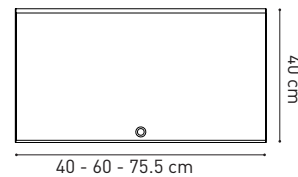
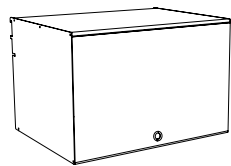


* Disponibile solo per la larghezza 60 e 90 cm
* Available just in width 60 and 90 cm

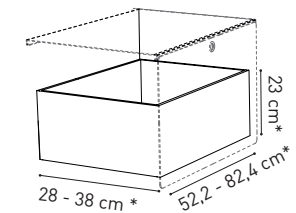


* Ingombro interno
* Internal dimensions of the drawer

Ribaltina apertura dal basso /
Hanged Tip-up panel open from
the bottom

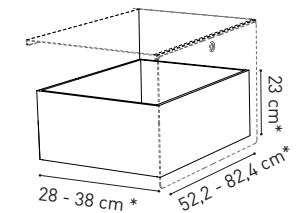
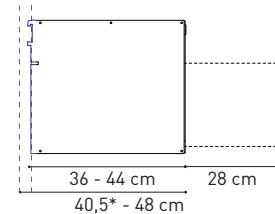
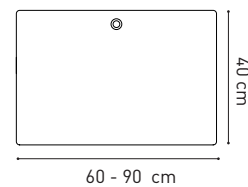
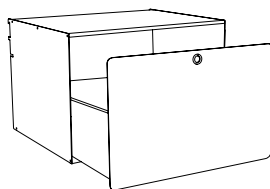


* Disponibile solo per la larghezza 60 e 90 cm
* Available just in width 60 and 90 cm



* Ingombro interno del cassetto
* Internal dimensions of the drawer

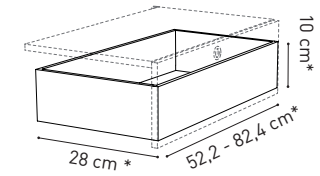
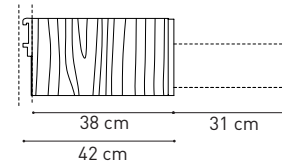
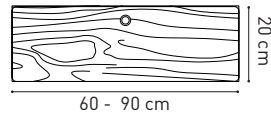
Cassettone /
Chest of drawer



* Ingombro interno del cassetto
* Internal dimensions of the drawer

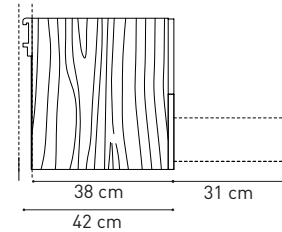
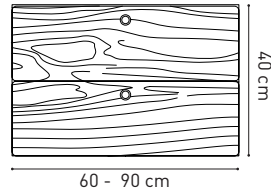
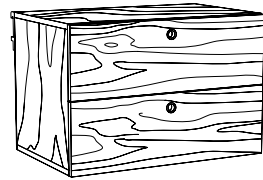
Sistema K1 / K1 System

Cassettiera singola /
Chest of drawer

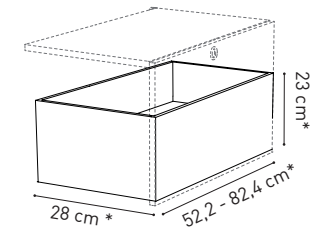
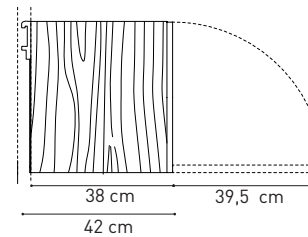
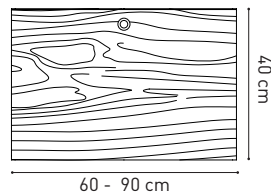
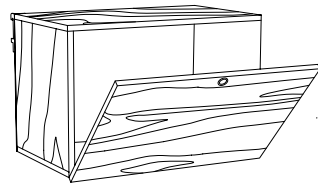


* Ingombro interno del cassetto
* Internal dimensions of the drawer

Cassettiera doppia /
Double chest of drawer

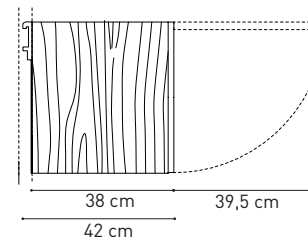
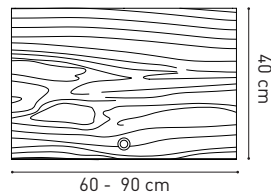
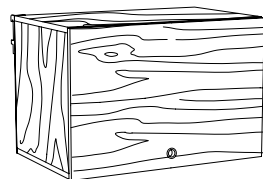


Ribaltina apertura dall'alto /
Hanged Tip-up panel open
from the top

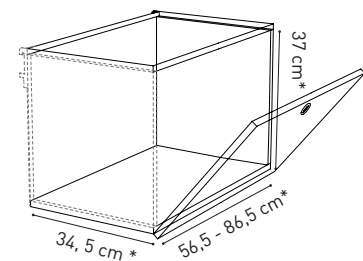
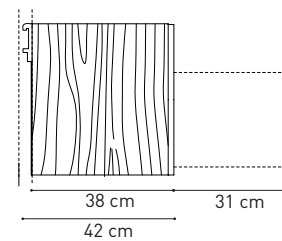
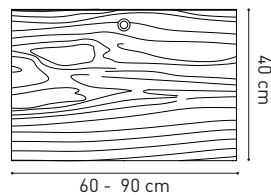
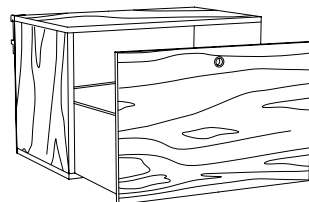


* Ingombro interno del cassetto
* Internal dimensions of the drawer

Ribaltina apertura dal basso /
Hanged Tip-up panel open
from the bottom



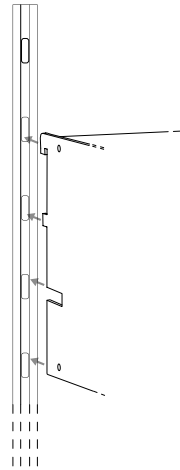
Cassettone /
Chest of drawer



* Ingombro interno
* Internal dimensions of the drawer

AGGANCI / HOOKS

Cassettiera singola /
Chest of drawer



Cassettiera doppia,
ribaltina e cassettone /
double chest of drawer,
hanged tip-up panel, chest
of drawer

